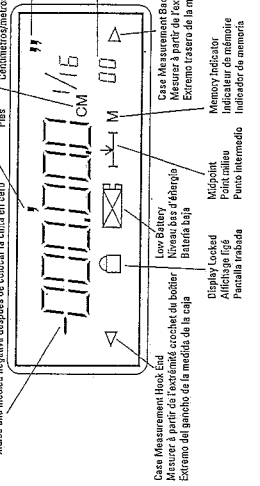
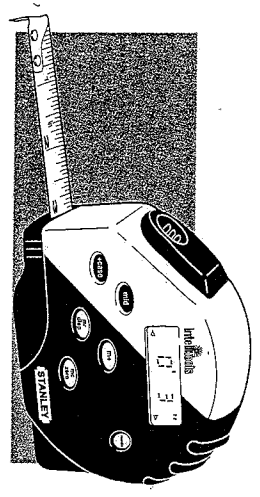


77-008

STANLEY

IntelliTape™

Electronic Digital Tape Measure Mètre électronique et numérique Cinta métrica electrónica digital

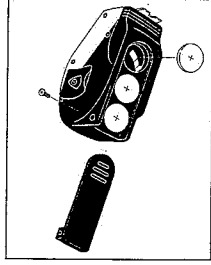


LCD Display
Affichage à cristaux liquides
Pantalla LCD

OPERATING INSTRUCTIONS

Battery:

Remove locking screw in side of case. Slide battery compartment off bottom of case and remove batteries. Insert batteries observing correct polarity. Slide battery compartment into case and replace locking screw. All three batteries should be replaced at the same time.



The STANLEY IntelliTape™ is an electronic digital tape with both a standard printed English / Metric blade and an easy to read LCD display. The display allows direct reading of the measurement in Feet / Inches, Inches, Meters or Centimeters.

With the push of a button it will add / subtract the case length, determine midpoint of measurement and differential from reading measurement. Measurements can be added to memory for distances of greater than 25' / 7.5 m and the display can be locked for maintaining a measurement taken in restricted areas.

The IntelliTape™ requires no calibration, is easy to use and has an auto-shut off after 3 minutes.

MC / ZERO
When the tape is fully retracted pressing this button clears the memory and the counter. With the tape extended it places the tape into differential measurement mode. The display is set to zero and when the tape is extended or retracted the change in length is shown in the display; a negative sign (-) indicates that the tape has been retracted. A positive reading indicates that the tape is extended. The zero point may be reset at any location by pressing the button again. To clear the offset mode retract the tape fully.

Midpoint
Midpoint calculates the midpoint of the reading in the display and shows the indicator in the display. Pressing the button again returns to the original reading. The tape may be retracted or extended while in this mode; the unit continually shows the midpoint value of the reading.

Usage:
When the blade fully retracted press the yellow Mode button to turn the tape on. The display will show zero or 4-1/2" / 11.4 cm measurement. If "Error" is displayed in the LCD fully retract the tape, this will reset the unit to zero. Pull the tape out with the hook and read the measurement in the display.

MODE
The Mode button is used to turn the unit on and allows the user to select the unit of measure: Feet / Inches, Inches, Meters and Centimeters.

CASE
The case button selects which end of the case the measurement is taken from, hook or back end and automatically adds / subtracts the case length (4-1/2" / 11.4 cm) to the measurement. The indicator in the display show which end of the case the reading is taken from.

M+
The Memory plus button adds the value in the display to the memory and shows the total number of added measurements in the counter. Up to 99 measurements may be added to the memory.

Stanley's liability under this warranty is limited to repair or replacement of the unit. Any attempt to repair the product by other than factory authorized personnel will void this warranty. Batteries and maintenance are the responsibility of the user. Where permitted by law, Stanley is not responsible for incidental or consequential damages. Agents of Stanley cannot change this warranty. Stanley is not responsible for damages resulting from wear, abuse or alteration of this product. The user is expected to follow ALL operating instructions.

This warranty may provide you with additional rights that vary by state, province or nation.

WORK SAFELY WITH TOOLS.
ALWAYS WEAR SAFETY GOGGLES.

© 1999 The Stanley Works
New Britain, CT 06053
Web Site: <http://www.stanleyworks.com>

179933

85-106-S01