

# STANLEY ROUTER PLANE

No. 71

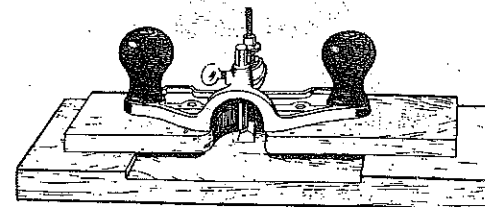
For surfacing the bottom of grooves or other depressions parallel to the surface of the work. There are many applications in pattern making, cabinet work and in fact almost all kinds of woodworking that require these Tools. They are particularly practical for routing dados for shelves, stair stringers or other pieces of hardware are to be recessed into the surface or edge of a board, such as large hinges, lock strikes, etc. It is not possible to show all these, but the user will soon discover places where these Tools will prove their value.

**CUTTERS**—Cutters are made of high grade quality steel and are hardened and tempered. The shanks of the Cutters are graduated in 1/16" for 1" which makes it possible to reset duplicate work and for approximate depth adjustments. Three Cutters (N) are furnished, and 1/4" Router Cutters and a (3 piece) "V" smoothing Cutter. Cutters are adjustable depending on type of work can be held on it or back of Cutter Post (D) by means of Clamp (H) and Clamp Thumb Screw (G).

**VERTICAL ADJUSTMENT OF CUTTERS**—Adjust Cutter to desired depth, loosen Thumb Screw (G), turn Adjusting Screw Nut (B) up or down on Adjusting Screw (C), and tighten Thumb Screw.

**SHOE**—A Shoe (F) for closing the throat is provided for use on narrow work if a closed throat is practical, and is fastened to Depth Gauge Rod (A) by means of the Shoe Thumb Screw (E).


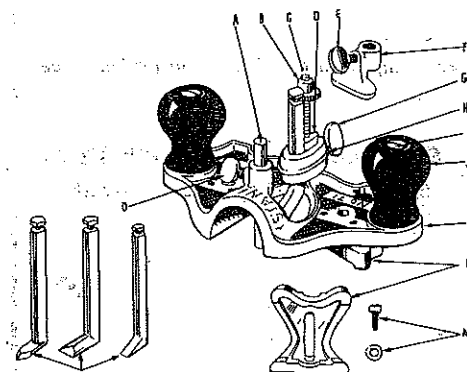
**DEPTH GAUGE ROD**—This Rod (A), fastened by means of Thumb Screw (O), may be used to control the depth of each cut, preventing the Cutter from taking an excessive cut which would be inconvenient. For example, a cut 1/8" deep can be cut repeatedly while still allowing the Cutter to be set for the final depth cut. One end of the Rod is of small diameter



The illustration shows how to rout openings wider than the Plane Bottom. The attachment of a flat board to the Plane Bottom is the simplest way to span large openings. The Plane Bottom is provided with screw holes for attaching such boards as necessary.

**FENCE**—An adjustable Fence (L) is provided for use where the Cutter is to run parallel to an edge. One side of the Fence is designed for straight work while the other side is for curved work. Fence may be fastened to either right or left side of working face of Plane Bottom (K) by means of Fence fastening Screw and Washer (M).

**KNOB**—The two hardwood Knobs (J) are fastened to Plane Bottom by means of Knob Bolt and Nut (I).

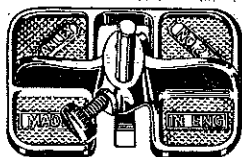


Here is shown a common job in home construction where this Plane can be used—routing the stringer for the step and riser of a staircase. The other piece shows a stopped dado and a routed shape for an inset.

**STANLEY**

**SMALL ROUTER**

PLANE No. 271



A handy Plane for light routing, its small size makes it useful for narrow work in cabinet and pattern making for such jobs as inlay work, cutting very small dados for shelves, etc. It also is used for setting in small lock plates or mortises for small pieces of hardware, etc.

This Plane can be used for regular work, or bull-nose work by placing Cutter and Cutter Thumb Screw in respective extra holes provided in cutter post on Plane Bottom.

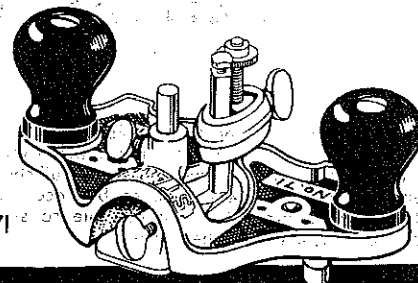
**STANLEY**

THE TOOL BOX OF THE WORLD

BENCH, BLOCK, AND RABBIT PLANES  
CABINET SCRAPERS · BIT BRACES · HAND  
AND BREAST DRILLS · "YANKEE"  
SPIRAL RATCHET SCREWDRIVERS  
"YANKEE" HANDYMAN SPIRAL RATCHET  
SCREWDRIVERS · SCREWDRIVERS,  
PHILLIPS' SCREWDRIVERS AND BITS  
TRIMMING KNIVES · HONING GAUGES

For complete list of Tools send for Catalogue

**STANLEY TOOLS LIMITED.**  
SHEFFIELD S3 9PD, ENGLAND



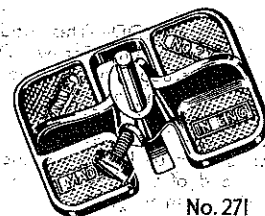
No. 71

**STANLEY**

Registered Trade Mark

**ROUTER  
PLANES**

THE TOOL BOX OF THE WORLD



No. 271