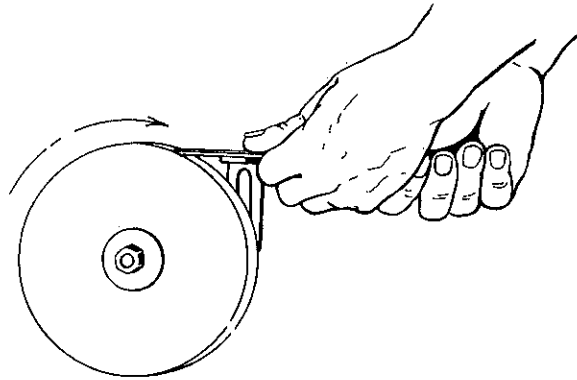


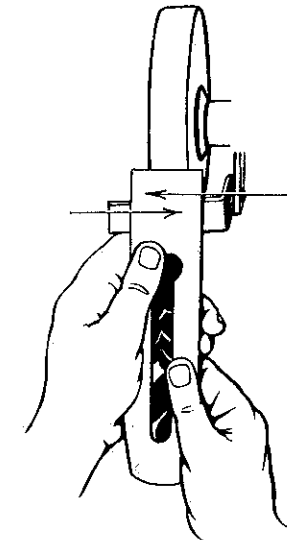
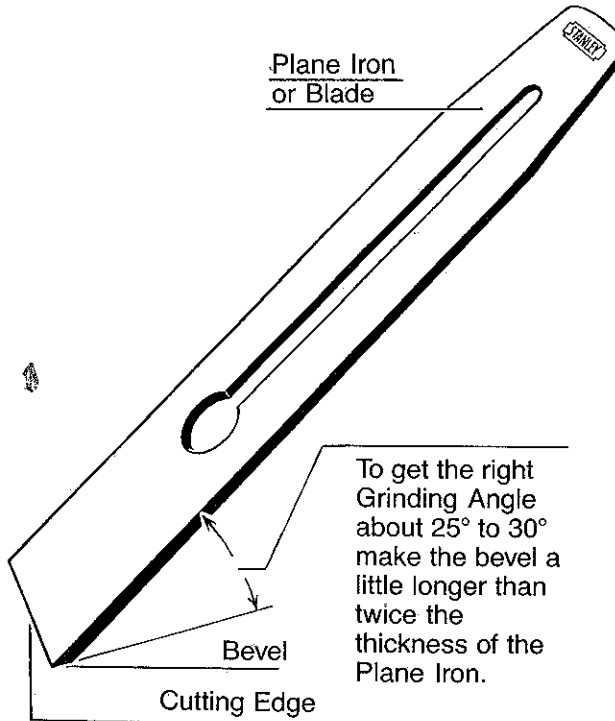
STANLEY

HOW TO GRIND STANLEY PLANE IRONS (THIS ALSO APPLIES TO CHISELS)

STANLEY


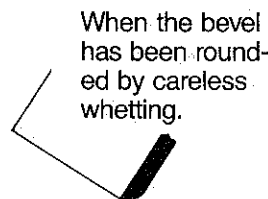
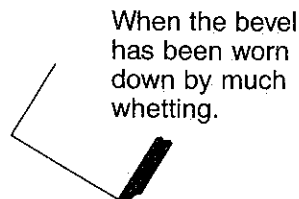



Grinding straightens the edge and restores the bevel preparatory to sharpening by whetting on the oil stone. The Grind Stone should turn toward the Plane Iron. Use the Guide as it assures a flat even bevel. Keep the Plane Iron cool to prevent burning, or softening the steel, by frequent dipping in water.



Move the Plane Iron from side to side to grind all parts of the bevel and to keep the wheel true. The edge should be straight and almost at right angles to the sides of the Plane Iron.

When to Grind a Plane Iron or a Chisel



Avoid a bevel too short and thick. It will not enter the wood easily.



EDUCATIONAL DEPARTMENT
CHART NO. 14
BY R. O. REGER



WORK SAFELY WITH TOOLS BY WEARING SAFETY GOGGLES

PRINTED IN U.S.A.