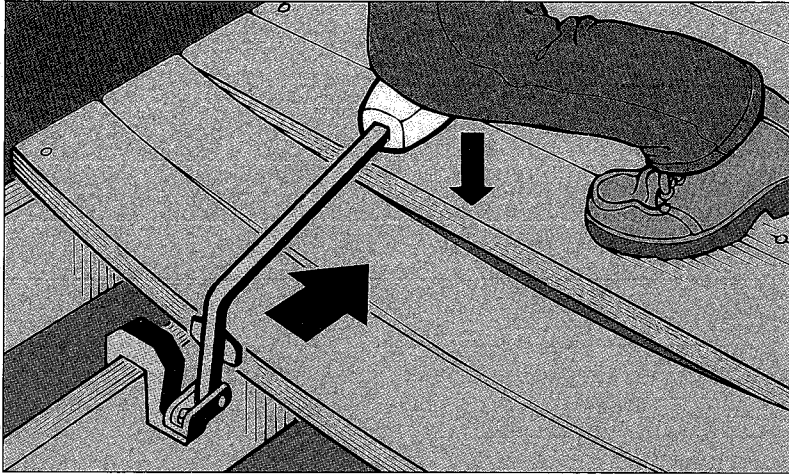


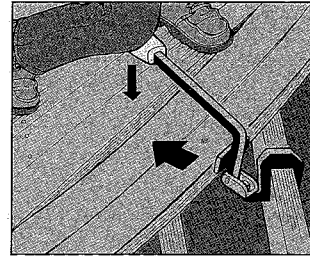
# STANLEY BOARDBENDER

## Job Tested & Built to Last!



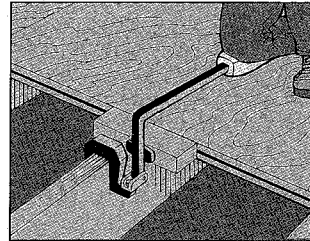
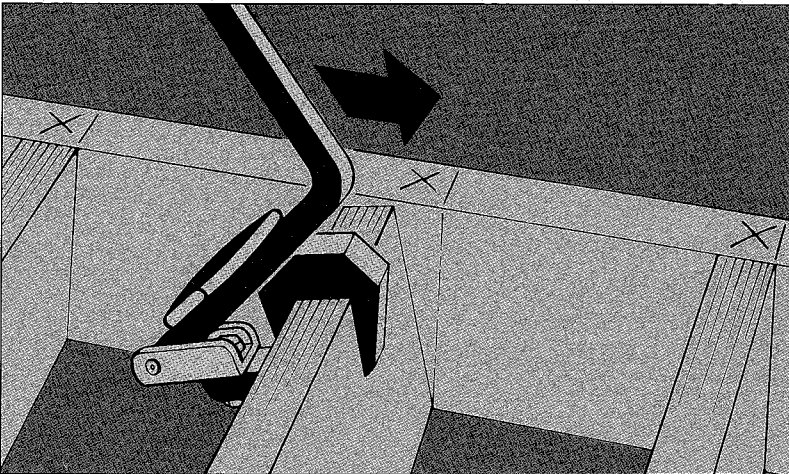
### ◀ **SAVE MORE TIME AND MONEY... STRAIGHTEN SEVERAL BOARDS AT ONCE**

Lay out several boards, squeeze them all tight and nail down the outer board. Now, all the inner boards are straight, tight and ready to nail.



### **"U" HOOK SWIVELS 180° FOR VERSATILITY**

You can position the tool on either side of the joist for working in tight areas, and you can swivel the tool to attach boards angled for decorative design.



### **GREAT FOR INSTALLING TONGUE & GROOVE PLYWOOD SUBFLOORING**

### ◀ **STRAIGHTENS JOISTS TOO!**


Place the hook over the joist, position the hook against the handle and pull the handle to straighten the joist.

### **BOARDBENDER WORKS GREAT WITH OR WITHOUT SPACERS!**

Spacers should be used between deck boards for water drainage, particularly with pre-dried lumber like cedar or redwood. Pressure-treated lumber often shrinks to create its own spaces for water drainage. In either case, the BOARDBENDER works great.

### **WITH BOARDBENDER YOU DON'T WASTE TIME, ENERGY OR LUMBER!**

Most decking lumber today needs some straightening to fit properly. The old ways of straightening with clamps, chisels or extra manpower waste valuable time, money and material. BOARDBENDER is constructed of durable 5/8" steel to achieve maximum leverage quickly and safely.



PRODUCT NUMBER	DESCRIPTION	BOX/CARTON QUANTITY	CARTON WT./LBS.	CARTON CUBIC FT.	U.P.C. NUMBER
93-310	BOARDBENDER	2/2	10.64	.455	0-76174-93310-9