

STANLEY


DISCONTINUED

CABINET MAKERS' RABBIT PLANES

Nos. 90, 92, 93 and 75



inets, patterns, etc., where accuracy is essential. Sides and bottom are machine ground square to one another so plane will lie flat on either side. They can be used either right or left hand. Adjustable throat opening. Blades can be adjusted for thickness of shaving.




Cutting a rabbit guided by a batten or nailed on strip. A gauged line is used as a guide to control depth.

- No. 90, 4" long, 1" cutter
 - No. 92, 5 1/2" long, 3/4" cutter } nickel plated
 - No. 93, 6 1/2" long, 1" cutter
 - No. 75, 4 1/4" long, 1-1/16" cutter, japanned
- (Somewhat similar in design to No. 90)



A stopped rabbit is cut by first cutting a small notch about 3/8" long with a chisel to the finish line gauged on the edge as shown. This permits the shaving to be cut off at this notch.



Cutting a stopped chamfer by the same method. Gauge pencil lines for accuracy.


STANLEY

STANLEY SIDE RABBIT PLANE No. 79



No. 79, 5 1/2" long, 1/2" cutters

Right and left hand side rabbit plane for side rabbeting in trimming dados, mouldings and grooves of all kinds. Handy for trimming or paring off sharp corners. Easily fits into a pocket. Has bull nose feature to cut close to an obstruction. Sides and bottom ground to insure accuracy. Equipped with a full length depth gauge. Nickel plated.



Cutting a shaving to widen groove of a tongue and groove joint. Plane can be used in opposite direction also by using plane iron at opposite end, to plane smooth with the grain when necessary.

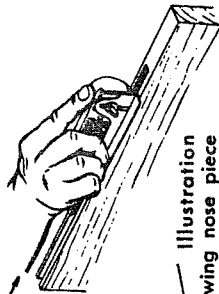
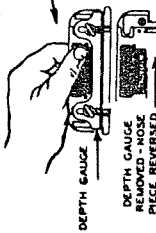


Illustration showing nose piece in regular position and the bull nose position.



The thumb screw bears against lever to permit adjustment or clamping of blade. Check the position of plane iron on a scrap piece of wood until it is set for a thin shaving. Draw back the other plane iron not being used.